



Shiselweni Reformed Home-Based Care Financial Statements – 2018/19

**SHISELWENI REFORMED HOME BASED CARE
FINANCIAL STATEMENTS
FOR THE YEAR ENDED 28 FEBRUARY 2019**

PLEASE NOTE: THE FIGURES BELOW ARE IN SOUTH AFRICAN RAND

CCF & Associates
Chartered Accountant (SA)
Registered Auditor

**ANNUAL FINANCIAL STATEMENTS
FOR THE YEAR ENDED 28 FEBRUARY 2019**

	Pages
CEO's Report	4 - 5
Balance sheet	6
Detailed income statement	7 - 8
Notes to the Financial Statements	9 - 13


Approval and statement of responsibility

The Company's Directors are responsible for the maintenance of adequate accounting records, and the preparation and integrity of the annual financial statements and related information. The auditors are responsible to report on the fair presentation of the financial statements.


The Directors are also responsible for the Company's system of internal financial control. These are designed to provide reasonable, but not absolute, assurance as to the reliability of the financial statements, and to adequately safeguard, verify and maintain accountability of assets, and to prevent and detect material misstatement and loss. Nothing has come to the attention of the Directors to indicate that any material breakdown in the functioning of these controls, procedures and systems has occurred during the year under review.

The financial statements have been prepared on the going concern basis, since the Members have every reason to believe that the body corporate has adequate resources in place to continue in operation for the foreseeable future.

The annual financial statements set out on pages 6 to 10 are the responsibility of the Members and have been approved by the Directors and are signed on their behalf by:


.....

Chairman


.....

CEO



ccf & associates

**Tel: (011) 791-0335 Fax: (011) 791-0337 Address: P.O. Box 1470, Fontainebleau 2032
Practice No. 964719**

Report of the Independent Auditors

To the Members of:

SHISELWENI REFORMED CHURCH HOME-BASED CARE

We have audited the Annual Financial Statements set out on pages 6 - 10. These Financial Statements are the responsibility of the Company's Directors. Our responsibility is to report on these financial statements based on our audit.

Scope

We conducted our audit in accordance with statements of South African Auditing Standards. These standards require that we plan and perform the audit to obtain reasonable assurance that the Financial Statements are free of material misstatement.

An Audit includes:

- a. Examining on a test basis, evidence supporting the amounts and disclosures included in the Financial Statements.
- b. Assessing the accounting principles used and significant estimates used by management.
- c. Evaluating the overall financial presentation.

We believe that our audit provides a reasonable basis for our opinion.

We have received all the information and explanations we required.

Audit opinion

In our opinion, these Financial Statements fairly present, in all material aspects, the financial position of the Institution at 28 February 2019 and the results of its operations and cash flow information for the year then ended in accordance with Generally Accepted Accounting Practice issued by the South African Institute of Chartered Accountants.



CCF & Associates
Chartered Accountant (SA)
Registered Accountant and Auditor




Per: C.C. Fourie

17 August 2019



Shiselweni Reformed Home-Based Care

CEO Report



During the past year Shiselweni Home-Based Care (SHBC) experienced many highlights, but we were also confronted with a number of challenges. As far as the caregiving program is concerned: By the end of our 2017/2018 reporting year, SHBC had 1481 volunteer caregivers working in 46 communities, taking care of 4896 patients (or clients, as we prefer to call them). During 2018/2019 the group of volunteers expanded to 1525 caregivers in 49 communities, caring for 5528 clients. A legitimate question which one may ask, is what difference SHBC is making in Swaziland in terms of helping people with HIV and AIDS. After research undertaken by internationally acclaimed scholars specializing in AIDS, it was found that the death rate among the SHBC clients, were half that of the rest of Swaziland. Or to rephrase: hundreds, if not thousands of people in the Shiselweni region are alive today due to the intervention of SHBC caregivers, who not only were there to physically, emotionally and spiritually take care of the clients when they were on the point of absolute hopelessness, but as clients started with antiretroviral therapy, also supported them and their families and encouraged them to adhere to their ART regime. This still remains an extremely important part of the caregiving process. The figures speak for themselves as can be seen in the table below where the percentage of SHBC clients who died fell significantly from 2008 (32.2%) to 2018 (1.6%).

YEAR	% CLIENTS DIE
2008	32.2%
2009	21.1%
2010	18.8%
2011	15.1%
2012	11.6%
2013	9.2%
2014	4.5%
2015	3.8%
2016	3.1%
2017	2.7%
2018	1.6%

During the past year 3510 people were referred for HIV testing and 3563 were referred for ART. Addressing stigma is also core to SHBC's mission of bringing back hope into the lives of the hopeless. More than 136,000 visits were paid to the clients during the year in order to support them in a holistic way.

High blood pressure and diabetes, diseases which are both linked to diet, are now also being monitored among our clients. Almost 1000 of the clients have high blood pressure and 580 suffer from diabetes. Although the options of changing diets in impoverished communities as those where SHBC is active are restricted, we have nevertheless seen how people who have high blood pressure or suffering from diabetes, have been able to improve their life quality after the caregivers gave them the necessary information to understand their condition and to make necessary changes to their life styles.

Apart from the caregiving ministry, which may be considered as the "core service" of SHBC, the other four focus areas of the organization play an increasingly important role:

- In 2011 SHBC established an early childhood development center at Dwaleni. Since then three more centers were established in the Shiselweni area of Swaziland where a total of 240 children attend. At Big Bend more than 120 children are attending classes daily. Furthermore, the Swaziland Department of Education identified 2 of our ECD centres (Dwaleni and Big Bend) as approved sites for ECD Teacher Practicums;
- During 2018, SHBC continued providing food to orphaned and vulnerable children. The sad news is that, due to a drastic reduction in our support for this work, a further three of our neighborhood care points (NCPs) had to close its doors. The remaining 515 orphaned or vulnerable children still receive one nutritious meal per day at five different NCPs, but with

a total amount of R78 (\$6) per child per month, it is clear that this is an enormous challenge. But despite this challenge, the support of these children continue. We urgently need new funders to assist us in continuing with this support to children who have no other means of obtaining food;

- Since 2010, SHBC has also been able to provide new wheelchairs to invalids, not only in the Shiselweni area, but also in other parts of Swaziland. Up to date more than 800 wheelchairs have been given to invalids who would otherwise have been confined to their beds;
- Training has now also been identified as a specific focus area, as people in rural areas are being equipped and enabled to make a difference in their communities in a manner which has not before been possible.

In a ministry such as this, finances will forever be a challenge. God is blessing us with a high number of volunteers stepping forward, wishing to be trained. The cost of training and equipping one caregiver is approximately R650 (\$40). On the positive side, if one had to give a monetary value to the work which these caregivers are doing, it would amount to an amazing R14 million (\$900,000) per year. For us it is often frustrating that people fail to understand that an investment of R650 to train one caregiver can result in a service to the value of more than R8000 per year, year after year. (Some of these caregivers have been doing this work for almost fifteen years.)

Our "Adopt-A-Caregiver" program, through which we endeavor to find one supporter for each of the caregivers who will be willing to contribute R250 per month towards the support of the caregiver still needs to expand. With this support we will be able to replenish the medical bags of the caregivers as well as help them with food. Unfortunately we have less than 10% of our caregivers supported through this initiative. We would dearly love to see this program expanding. For more information about Adopt-A-Caregiver, please visit our website at: www.shbcare.org and click on **Adopt-A-Caregiver**.

SHBC still regularly receives short-term mission teams both from South Africa and abroad. Some of the outreaches are focused on preliminary investigation with the view of establishing long-term partnerships. Others are more specialized, such as occupational therapists or people focusing on building projects. As CEO of SHBC I am often invited to speak at church and mission conferences and I am also regularly invited to preach in churches in South Africa. Setting up partnerships remains an important part of our work. It is really one of our ultimate goals, that people will not only support the caregivers but will build lasting relationships with them. Should you wish to invite me to share more information about SHBC, you can contact me on wyngaard@lando.co.za.

A few reasons can be identified why people wish to get involved in this ministry:

- The volunteers in this ministry have a heart and a passion for what they are doing, which is contagious
- Money is spent responsibly with an extremely small amount being spent on overheads
- Emphasis is placed on building relationships, both with visitors to the ministry as well as with the clients
- Groups visiting this ministry leave with the impression that both they and the ministry had gained from the visit and that true partnering had taken place.

There are indeed huge opportunities for individuals, churches and other organizations to invest financially in the work of SHBC.

I am honored to work with some of the most amazing people imaginable in Swaziland. But I am equally honored to work with amazing partners from all over the world. We have prayer partners. We have individuals and churches contributing towards the work of SHBC on a regular basis. We have larger corporates and organizations assisting us with our preschool and feeding programs. We want to thank you for the way in which you have contributed towards the caring of these people. You, together with our caregivers, are making an incalculable contribution towards the well-being of thousands of people. May God bless you.

In Christ



Dr Arnau van Wyngaard
(CEO: SHBC)

**SHISELWENI REFORMED CHURCH HOME BASED CARE
BALANCE SHEET
AS AT 28 FEBRUARY 2019**

	Notes	<u>Feb 28, '19</u>	<u>Feb 28, '18</u>
ASSETS			
Fixed Assets	1	1,958,543	2,004,833
Current Assets			
Bank	2	433,129	485,661
Wheelchairs		178,200	214,800
TOTAL ASSETS		<u>2,569,872</u>	<u>2,705,295</u>
EQUITY AND FUNDS ON HAND			
Equity			
Capitalized funds		2,117,027	2,117,027
Retained Earnings at 1st March		144,627	107,478
Net Income / (Deficit) for the year		(1,250)	37,149
		<u>2,260,403</u>	<u>2,261,653</u>
Trust Funds			
Adopt-A-Caregiver	3	32,470	119,377
Medical Kits	4	65,279	60,331
Frans Dreyer Trust	5	-	16,750
MTN Swaziland	6	110,296	141,014
TFCF	7	53,163	70,402
Provident Fund	8	48,260	35,767
Trust Funds		<u>309,469</u>	<u>443,641</u>
TOTAL EQUITY AND FUNDS		<u>2,569,872</u>	<u>2,705,295</u>

**SHISELWENI REFORMED CHURCH HOME BASED CARE
INCOME STATEMENT
FOR THE YEAR ENDED 28 FEBRUARY 2019**

	NOTES	<u>Mar '18 - Feb '19</u>	<u>Mar '17 - Feb '18</u>
Income			
Preschool Fees		30,696	-
Donations Received		716,704	1,031,106
Other Income		15,925	18,718
Interest Received		21,204	29,629
Total Monetary Income		<u>784,529</u>	<u>1,079,453</u>

Income through Volunteer Services (calculating monetary value of volunteer services rendered)			
CEO (80 hours x R270 x 12)		259,200	244,800
COO (150 hours x R95 x 12)		171,000	162,000
Coordinators (49 x R1610 x 12)		946,680	820,800
Caregivers (1545 x R680 x 12)		12,607,200	11,128,320
Total Income through Volunteer Services		<u>13,984,080</u>	<u>12,355,920</u>

Total Income		<u>14,768,609</u>	<u>13,435,373</u>
---------------------	--	-------------------	-------------------

Expense

Stipends for Volunteer Services (assuming that volunteers had to be paid for their services)			
CEO (80 hours x R270 x 12)		259,200	244,800
COO (150 hours x R95 x 12)		171,000	162,000
Coordinators (49 x R1610 x 12)		946,680	820,800
Caregivers (1545 x R680 x 12)		12,607,200	11,128,320
Total Stipends for Volunteer Services		<u>13,984,080</u>	<u>12,355,920</u>

Caregivers

Uniforms	18,882	92,458
Back Packs	-	32,700
Bibles	9,968	19,000
Funerals of Caregivers	15,000	17,000
Food Hampers	472,745	497,425
	<u>516,595</u>	<u>658,583</u>

Dwaleni Preschool

Training	5,261	-
Maintenance	2,000	12,577
Food	60,000	60,000
Educational Aids	27,420	10,140
Salaries	127,730	119,105
Goods and Services	26,492	9,541
Year-end Party	12,511	5,500
	<u>261,415</u>	<u>216,862</u>

Neighbourhood Care Points			
	Dwaleni	116,353	126,666
	Matsanjeni	58,335	114,380
	Big Bend	190,680	201,725
	Ndzevane	-	39,600
	Ekuthuleni	-	33,500
	Mbangweni	97,123	122,309
	Hlushwana	23,771	20,904
	Mshiphila	-	36,556
		<u>486,262</u>	<u>695,639</u>
	Wheelchair Ministry	36,600	76,200
	Charity	9,000	9,300
	Co-ordinators		
	Travelling	110,810	106,350
	Food	23,723	11,818
	Stationary	-	11,075
		<u>134,533</u>	<u>129,243</u>
	Training		
	Food	6,820	13,230
	Travelling Costs	5,616	4,250
	Stationary	5,480	885
	Honorarium	6,200	1,050
		<u>24,116</u>	<u>19,415</u>
	Administration		
	Stationary	-	280
	Bank charges	5,218	6,862
		<u>5,218</u>	<u>7,142</u>
	Advocacy		
	Calendars and photos	26,842	22,261
		<u>26,842</u>	<u>22,261</u>
	Vehicle	30,399	28,629
	Short-term Outreach Teams	-	389
	Insurance on Buildings	2,481	2,363
	Board Meetings	5,960	2,650
	Travelling Expenses	3,001	900
		<u>41,842</u>	<u>34,932</u>
	Depreciation	49,536	59,855
	Total Expense	<u>15,576,038</u>	<u>14,285,352</u>
	Net deficit	(807,429)	(849,980)
	Capitalization of Funds	806,179	887,128
	Net surplus	<u>(1,250)</u>	<u>37,149</u>

**SHISELWENI REFORMED CHURCH HOME-BASED CARE
NOTES TO THE FINANCIAL STATEMENTS
FOR THE YEAR ENDED 28 FEBRUARY 2019**

NOTES TO THE BALANCE SHEET

	<u>Feb 28, '19</u>	<u>Feb 28, '18</u>	
1 Fixed Assets			
Dwaleni Kitchen	430,160	430,160	
Dwaleni Preschool	315,729	315,729	
Matsanjeni Kitchen	374,800	374,800	
Mbangweni Kitchen	775,473	775,473	
Total Buildings	<u>1,896,163</u>	<u>1,896,163</u>	
Furniture & Accessories			
Dwaleni NCP	Tables	1	1
	Chairs	1	1
	Fridge	1	1
	Gas stove	1	1
	Gas Geyser	-	1
	Pressure Pump	-	1
	Steel Cabinet	909	1,250
	Camera	462	-
Total Dwaleni NCP	<u>913</u>	<u>1,256</u>	
Dwaleni Preschool	Carpets	1	1
	Junglegym	1	1
	Cabinet	1	1
	Fax	1	1
	Lawn Mower	1	1
	Steel Cabinets (1)	1	166
Total Dwaleni Preschool	<u>6</u>	<u>171</u>	
Matsanjeni NCP	Chairs	1	1
	Tables	1	1
	Pots	1	1
	Camera	462	-
Total Matsanjeni NCP	<u>465</u>	<u>3</u>	
Mbangweni NCP	Fridge	78	138
	Tables	2,800	4,200
	Chairs	6,800	10,200
	Freezer	1,282	1,852
	Desk	990	1,430
	Office chair	585	845
	Steel Cabinet	2,925	4,225
	Camera	462	-
Total Mbangweni NCP	<u>15,922</u>	<u>22,890</u>	
Big Bend NCP	Freezer	1,400	-
	Camera	462	-
Total Big Bend NCP	<u>1,862</u>	<u>-</u>	
Hlushwana NCP	Freezer	1,750	2,350
	Total Hlushwana NCP	<u>1,750</u>	<u>2,350</u>

Vehicles	Landcruiser	41,000	82,000
	Total Vehicles	<u><u>41,000</u></u>	<u><u>82,000</u></u>
Fixed Assets		<u><u>1,958,081</u></u>	<u><u>2,004,833</u></u>

**SHISELWENI REFORMED CHURCH HOME-BASED CARE
NOTES TO THE FINANCIAL STATEMENTS - continued
FOR THE YEAR ENDED 28 FEBRUARY 2019**

	Feb 28, '19	Feb 28, '18
2 <u>Cash at bank</u>		
Absa Savings account	39,358	51,198
First National Bank of Swaziland Limited	17,679	54,032
Investment Advantage	376,092	380,431
Total Cash at bank	433,129	485,661
Less: Total Trust Funds	309,469	443,641
Funds Available	123,661	42,020
3 <u>Adopt-a-Caregiver</u>		
Money donated by donors to assist SHBC in giving food		
Opening balance	119,377	76,223
Funds Received	386,368	540,579
	505,745	616,802
Less spent on food parcels	(473,275)	(497,425)
Amount not yet spent	32,470	119,377
4 <u>Medical Kits</u>		
Money collected to supply each of the caregivers with a		
Opening balance	60,331	54,487
Funds received	15,000	24,880
	75,331	79,367
Less money spent on medical kits	(10,052)	(19,036)
Amount not yet spent	65,279	60,331
5 <u>Frans Dreyer Trust</u>		
Funds provided by DRC Moreletapark for evangelism		
Opening Balance	16,750	16,750
Funds received from Frans Dreyer Trust	-	-
	16,750	16,750
Less spent on evangelism training	(16,750)	-
Amount not yet spent	-	16,750
6 <u>Pre-School Fund</u>		
Funds provided by MTN (Swaziland) for the Hand-in-		
Opening Balance	141,014	153,553
Funds received from MTN	200,000	250,000
	341,014	403,553
Less money spent on pre-school	(230,719)	(262,538)
Amount not yet spent	110,296	141,014

SHISELWENI REFORMED CHURCH HOME-BASED CARE
NOTES TO THE FINANCIAL STATEMENTS - continued
FOR THE YEAR ENDED 28 FEBRUARY 2019

	<u>Feb 28, '19</u>	<u>Feb 28, '18</u>
7 <u>Neighbourhood Care Point Fund</u>		
Funds provided for the NCPs at five different locations		
Opening Balance	70,402	122,238
Funds received for food	574,569	698,960
	<u>644,971</u>	<u>821,198</u>
Less funds spent on Neighbourhood care	(591,808)	(750,796)
Amount not yet spent	<u>53,163</u>	<u>70,402</u>
	<u>Feb 28, '19</u>	<u>Feb 28, '18</u>
8 <u>Preschool Teachers Provident Fund</u>		
Nonhlanhla Ndlangamandla	19,470	15,114
Gcinaphi Dlamini	19,470	15,114
Thobile Hlatjwako	9,321	5,540
Total	<u>48,260</u>	<u>35,767</u>

NOTES TO THE INCOME STATEMENT

9 Capitalisation of Funds

Expenses Capitalised

Adopt-a-Caregiver	(473,275)	(504,175)
Medical Kits	(10,052)	(13,000)
Frans Dreyer Trust	(16,750)	-
Pre-School Fund	(230,719)	(225,508)
Neighbourhood Care Points	(676,808)	(711,656)

Donations Capitalised

All 4 Jesus	24,685	1,751
WFP	11,280	-
Adopt-A-Caregiver	540,579	565,460
Medical Kits	24,880	

Total	<u>(806,179)</u>	<u>(887,128)</u>
--------------	-------------------------	-------------------------

Funds Applied to the Acquisition of Fixed Assets	-	96,830
---	---	--------

**SHISELWENI REFORMED CHURCH HOME-BASED CARE
NOTES TO THE FINANCIAL STATEMENTS - continued
FOR THE YEAR ENDED 28 FEBRUARY 2019**

		<u>Feb 28, '19</u>	<u>Feb 28, '18</u>
10 Depreciation			
Dwaleni NCP	Tables	-	-
	Chairs	-	-
	Fridge	-	174
	Gas stove	-	163
	Gas Geyser	1	349
	Pressure Pump	1	460
	Steel Cabinet	341	341
	Camera	-	-
Dwaleni Preschool	Carpets	-	185
	Junglegym	-	364
	Cabinet	-	141
	Fax	-	-
	Lawn Mower	-	788
	Steel Cabinets	165	1,000
Matsanjeni NCP	Chairs	-	3,600
	Tables	-	1,920
	Pots	-	1,340
	Camera	-	-
Mbangweni NCP	Fridge	60	60
	Tables	1,400	1,400
	Chairs	3,400	3,400
	Freezer	570	570
	Desk	440	440
	Office chair	260	260
	Steel Cabinet	1,300	1,300
	Camera	-	-
Big Bend NCP	Freezer	-	-
	Camera	-	-
Hlushwana	Freezer	600	600
Vehicles	Landcruiser	41,000	41,000
		<u>49,538</u>	<u>59,855</u>

**SHISELWENI REFORMED CHURCH HOME-BASED CARE
NOTES TO THE FINANCIAL STATEMENTS - continued
FOR THE YEAR ENDED 28 FEBRUARY 2019**

11 Expenditure as a percentage of total

